

# G2200E

## ELECTRIC SERIES



Sourcewell  
Awarded Contract  
Contract # 020223-TBO

**ZERO EMISSIONS**





**ENERGY  
REGENERATION**



**LOW SOUND**

## G2200E SERIES QUICK SPECS

MODEL	G2200E	G2200E X-TRA
ENGINE	 JUNGHEINRICH, 18.5 KW	 JUNGHEINRICH, 18.5 KW
SERVICE WEIGHT	4,850 LBS	4,850 LBS
LIFTING HEIGHT	111.2 IN	96.5 IN
TIPPING LOAD	3,200 LBS	4,530 LBS
WORKING HYDRAULICS	9.2 GPM	9.2 GPM
MAX SPEED	11.2 MPH	11.2 MPH

# G2200E

## ELECTRIC SERIES



### INDOOR OPERATION

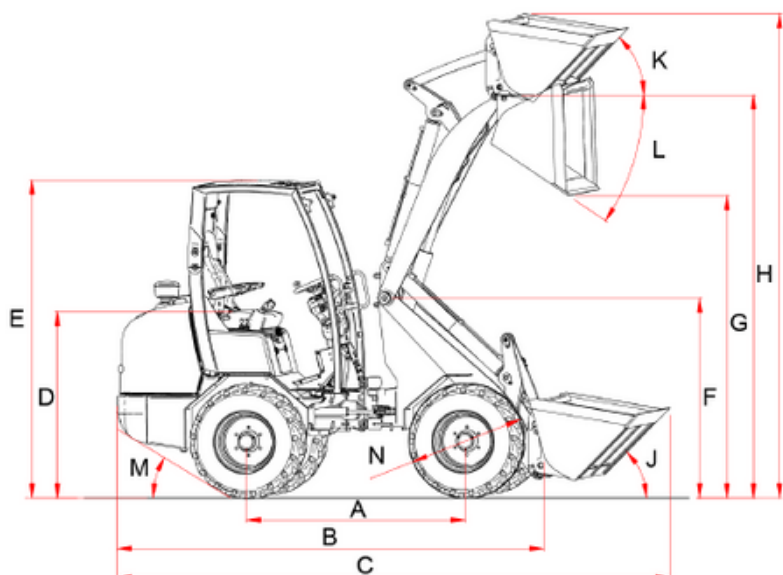
Zero emissions and a near silent operation together with machine oscillation for tight spaces make this the ideal machine for construction.

### RUN TIME

Features energy regeneration when traveling downhill or breaking, extending the impressive run time of **24 hours**.

### CHARGING OPTIONS

Multiple charging options are available, from on board to wall mount charging systems and inputs from 230v - 480v.



Sourcewell

Awarded Contract

Contract # 020223-TBO

### DIMENSIONS

A. 57.1 IN	H. 110.2 IN
B. 113.8 IN	I. 133.5 IN
C. 141.3 IN	J. 43 DEGREES
D. 49.6 IN	K. 47 DEGREES
E. 89.4 IN	L. 53 DEGREES
F. 65.4 IN	M. 29 DEGREES
G. 79.3 IN	N. 29.9 IN